











Alternate Access TAVR CareMap (Transapical, Subclavian, Transaortic)

Your care plan may differ

	Day 0: Day of Surgery	Day 1	Day 2	Day 3	Day 4	Day 5: Day of Discharge
Care Milestones	<input type="checkbox"/> Moved to Cardiac ICU after surgery <input type="checkbox"/> Pain under control <input type="checkbox"/> Off breathing tube or ventilator <input type="checkbox"/> Bed rest  <input type="checkbox"/> Out of bed to chair, move in room if blood pressure is stable  <input type="checkbox"/> Consume ice chips, if able <input type="checkbox"/> Family consultation with surgeon after surgery 	<input type="checkbox"/> Chest tubes may be removed (transapical or transaortic only) <input type="checkbox"/> Take medicines by mouth, if able <input type="checkbox"/> Begin eating, if able <input type="checkbox"/> Working to reach goal weight  <input type="checkbox"/> Move short distances in hall 3 times a day, going farther each day  <input type="checkbox"/> Assisted bath  <input type="checkbox"/> Occupational Therapy (OT) and Physical Therapy (PT) evaluation <input type="checkbox"/> Patient and family learn about mobility precautions, wound care, diet, and medicines 	<input type="checkbox"/> Move from ICU to unit, when bed open <input type="checkbox"/> Take home medicines <input type="checkbox"/> Advance diet, as able <input type="checkbox"/> Progress activities of daily living (ADLs) following movement guidelines from PT and OT <input type="checkbox"/> Out of bed to chair 3 times a day  <input type="checkbox"/> Talk about discharge goals and where you will go 	<input type="checkbox"/> Have a chest X-ray <input type="checkbox"/> Eat regular meals <input type="checkbox"/> Wound clean and dry  <input type="checkbox"/> Shower training with OT  <input type="checkbox"/> Family teaching on left thoracotomy and wound care management 	<input type="checkbox"/> Learn how to care for wound <input type="checkbox"/> Receive anticoagulation plan for discharge <input type="checkbox"/> Caregiver training <input type="checkbox"/> Discharge date and plan confirmed 	<input type="checkbox"/> At goal fluid levels <input type="checkbox"/> Follow-up appointment scheduled <input type="checkbox"/> Reach final goal weight <input type="checkbox"/> Patient and family education on follow-up appointment, knowing who and when to call after leaving the hospital <input type="checkbox"/> Able to move safely within precautions <input type="checkbox"/> Shower and dress in own clothes within precautions <input type="checkbox"/> Receive equipment (if needed) <input type="checkbox"/> Discharge from the hospital 